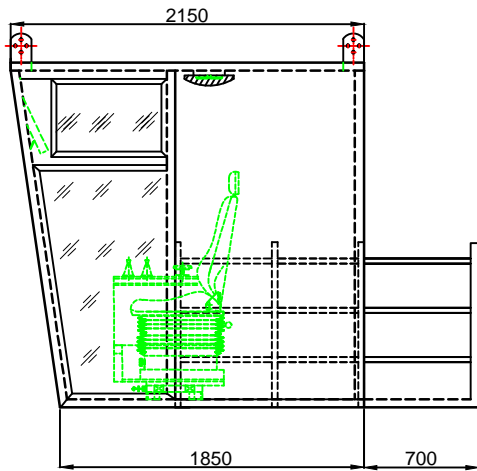
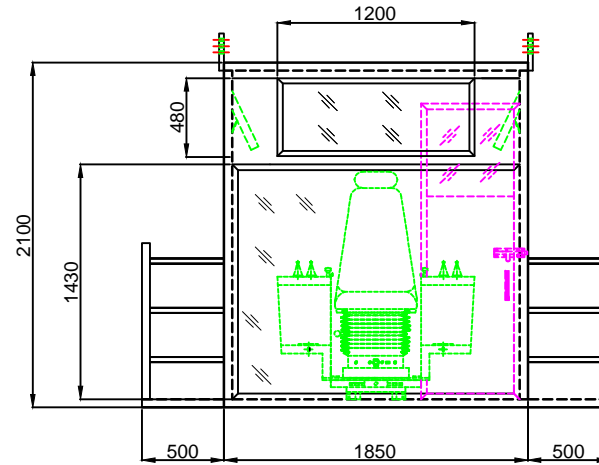


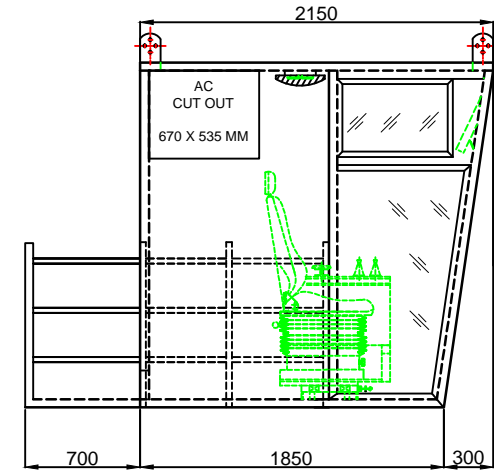
All dimensions are in m.m.



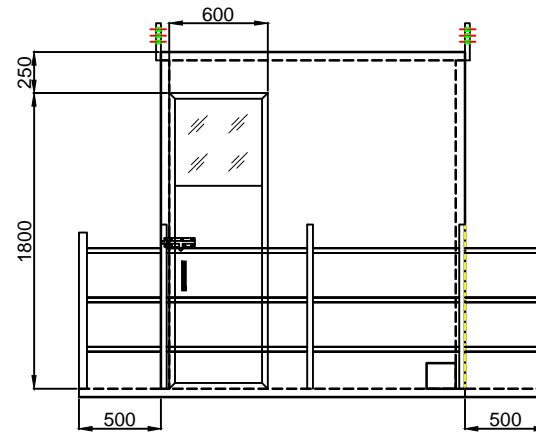
LEFT SIDE VIEW



FRONT VIEW



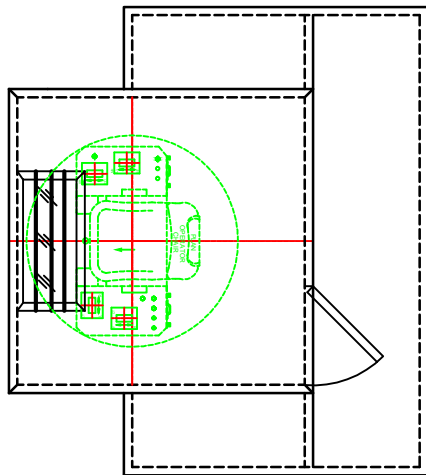
RIGHT SIDE VIEW



BACK VIEW

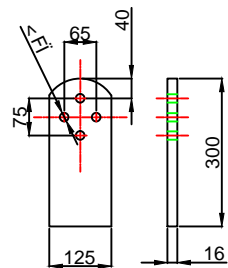
NOTE : AC NOT IN OUR SCOPE OF SUPPLY

TYPICAL VIEW WITH DOOR OPENING & LOCATION OF ARM CHAIR CONTROL UNIT



NOTE :-

1. The cabin is double wall insulated.
2. Double toughened glass shall be provided.
3. The cabin is provided with fan, light, MCB's plug & socket, rubber mat.
4. Door is provided with latch type door locks.
5. Fire Extinguisher- 1 no
6. Paint :- (a). Exterior : Yellow
(b). Interior : White



LIFTING PLATE

		NAME	SIGN
		Desn	
Drn	MANESH		
Chd	R.DEWANGAN		
Apd	M.BAHADUR		
Date	02-10-2012		

ELECTRONIC & POWER CONTROL CO.
BHILAI-490026

**G.A. DRAWING FOR
DOUBLE WALL CRANE CABIN
TYPE :- KCN0034**

DRG. No.:EPCC/KCNB0034/234/012/W.O.-

TOTAL NO. OF SHEETS :- 1

Scale: NTS

Sheet: 1 of 1